

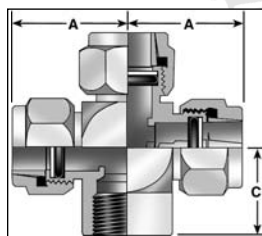
# "O-RING SEAL"

## T A P E R E D P I P E T H R E A D

### 820 • Female Cross

Part No.	Tube O.D.	Female Pipe Thread	"A" (Tube Leg)	"C" Female Pipe Leg
820-4-4-4-2	1/4"	1/8"	1 1/16"	2 1/32"
820-5-5-5-2	5/16"	1/8"	1 1/32"	2 1/32"
820-6-6-6-4	3/8"	1/4"	1 1/4"	2 9/32"
820-8-8-8-6	1/2"	3/8"	1 17/32"	3 1/32"
820-10-10-10-8	5/8"	1/2"	1 23/32"	1 1/4"
820-12-12-12-12	3/4"	3/4"	1 31/32"	1 11/32"
820-14-14-14-12	7/8"	3/4"	2"	1 11/32"
820-16-16-16-16	1"	1"	2 11/32"	1 5/8"
820-20-20-20-20	1 1/4"	1 1/4"	2 25/32"	1 11/16"
820-24-24-24-24	1 1/2"	1 1/2"	3 3/32"	2 1/16"
820-32-32-32-32	2"	2"	3 25/32"	2 3/8"

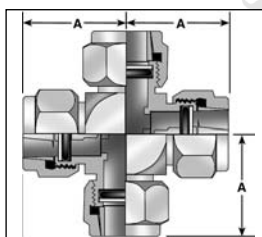
### 820 FEMALE CROSS • TUBE END - TUBE END - FEMALE PIPE END



### 850 • Tube Cross

Part No.	Tube O.D.	"A" (Tube Leg)
850-4	1/4"	1"
850-5	5/16"	1 1/32"
850-6	3/8"	1 1/8"
850-8	1/2"	1 15/32"
850-10	5/8"	1 21/32"
850-12	3/4"	1 27/32"
850-14	7/8"	1 15/16"
850-16	1"	2 7/32"
850-20	1 1/4"	2 19/32"
850-24	1 1/2"	2 29/32"
850-32	2"	3 19/32"

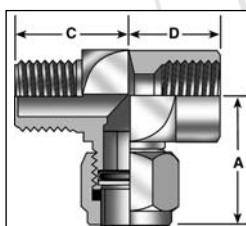
### 850 TUBE CROSS TUBE END - ALL OPENINGS



### 860 • Gauge Tee

Part No.	Tube O.D.	Male & Female Pipe Thread	"A" (Tube Leg)	"C" (Male Pipe Leg)	"D" Female Pipe Leg
860-4-2-2	1/4"	1/8"	1 1/16"	2 5/32"	2 1/32"
860-6-4-4	3/8"	1/4"	1 1/4"	1 9/32"	2 9/32"
860-8-6-6	1/2"	3/8"	1 17/32"	1 7/32"	3 1/32"
860-10-8-8	5/8"	1/2"	1 23/32"	1 15/32"	1 1/4"
860-12-12-12	3/4"	3/4"	1 31/32"	1 15/32"	1 11/32"
860-14-12-12	7/8"	3/4"	2"	1 5/8"	1 11/32"
860-16-16-16	1"	1"	2 11/32"	1 31/32"	1 5/8"

### 860 GAUGE TEE • FEMALE PIPE END - MALE PIPE END - TUBE SIDE OUTLET


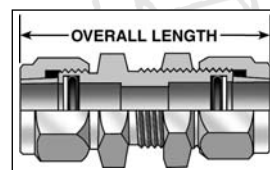


Particularly suited for gauge & air bleeder valve connections

### 900 • Bulkhead Union

Part No.	Tube O.D.	Bulkhead Hole Dia.	Overall Length
900-4-4	1/4"	17/32"	2 7/16"
900-5-5	5/16"	19/32"	2 7/16"
900-6-6	3/8"	21/32"	2 5/8"
900-8-8	1/2"	29/32"	3 5/32"
900-10-10	5/8"	1 1/32"	3 1/2"
900-10-8	5/8" to 1/2" BH	29/32"	3 9/32"
900-12-12	3/4"	1 5/32"	3 13/16"
900-14-14	7/8"	1 9/32"	3 7/8"
900-16-16	1"	1 17/32"	4 1/8"
900-20-20	1 1/4"	1 25/32"	4 5/8"
900-20-16	1 1/4" to 1" BH	1 17/32"	4 13/32"
900-24-24	1 1/2"	2 1/32"	4 7/8"
900-32-32	2"	2 21/32"	5 3/4"

### 900 BULKHEAD UNION • TUBE BOTH ENDS



Maximum Bulkhead Thickness 1/2"

#### Stainless Steel Tubing

Lenz O-ring Seal tube fitting performs equally well on stainless steel tubing as with carbon steel tubing, but requires the use of stainless steel sleeves (#165-xxSS) and stainless steel buffer washers (#195-xx-SS), even when used with steel fittings. Example, when ordering: 100-12-12 with ss sleeves. When Ordering Lenz Fittings in all Stainless Steel Add SS To The Part Number. Example: 100-12-12-SS