



Threaded Filler Breather Caps

Model AFBB, AFBM Series

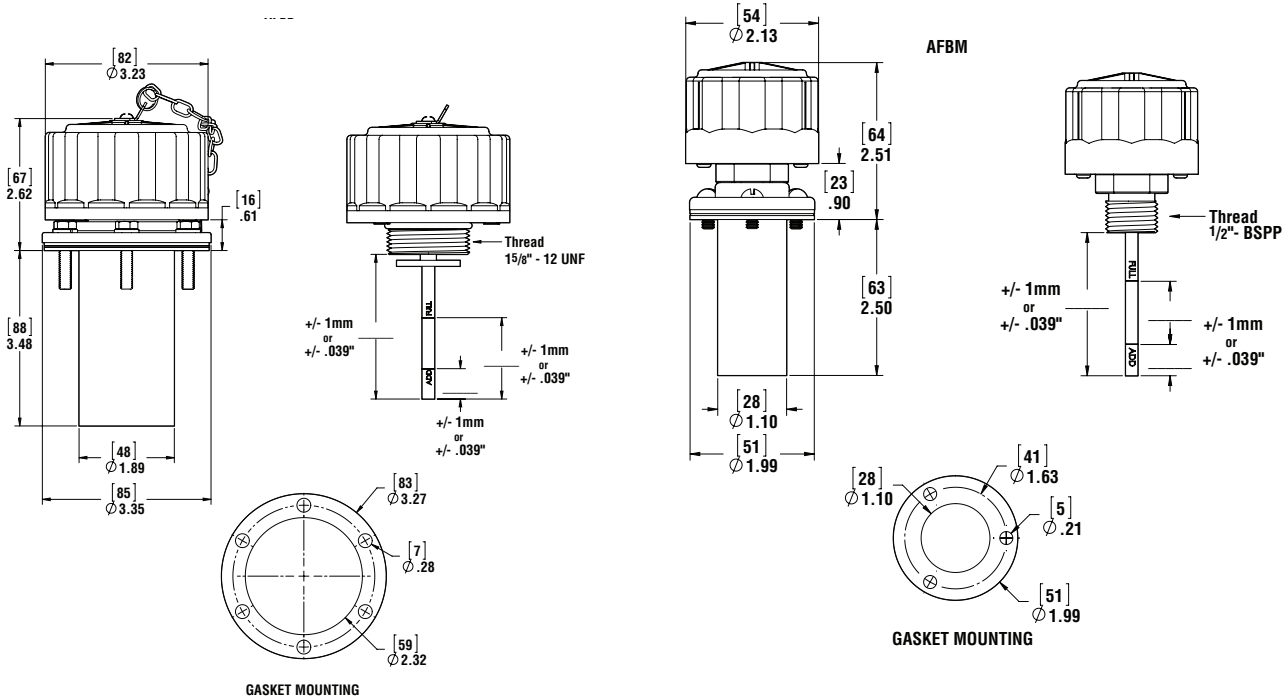
Specifications

- Maximum flow rate 25 CFM, 190 GPM @ .58 PSI
- Aluminum cap threads into tank flange
- 10 or 40 micron foam filtration
- 3 micron phenolic resin impregnated paper (AFBB)
- 3"-30 mesh SS basket standard
- Threaded mounting flange-standard 6 bolt mounting pattern
- Cork-rubber gaskets standard
- 10-24 x 3/4" thread forming screws
- Operating temperature -22°F to +212°F (-30°C to +100°C)
- Compatible with petroleum and mineral based fluids



Options Available

- Dipsticks
- Pressurized double valve
- Anti-splash

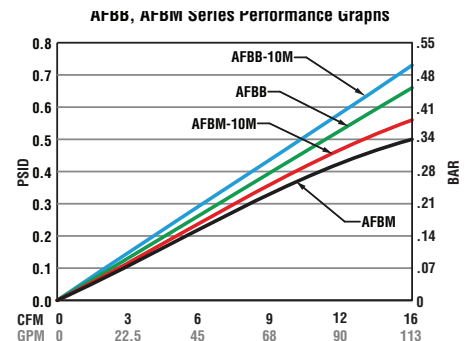


Threaded Flange Ordering Code

AFBM — 40 — 6-30 — P5

Series	Filtration	Baskets	Options
AFBM	40 40 Micron	Omit 3"-30 Mesh	Omit None
AFBB	10 10 Micron	2-30 2"-30 Mesh	10-32 Screws
	3 3 Micron	3-100 3"-100 Mesh	LCH Less Chain
		6-30 6"-30 Mesh	Buna Rubber Gasket
		6-100 6"-100 Mesh	Dip Specify Length
		8-30 8"-30 Mesh	LG3 Inner Guard
		8-100 8"-100 Mesh	LG6 Inner Guard
		13-30 13"-30 Mesh	LG8 Inner Guard
		N 3.8" 30 Mesh	LG13 Inner Guard
			P5 Pressurised
			AS Anti Splash

Can't have AS and P5 option together
3 micron only in AFBB



See dipstick reference chart page 73b

See Technical Bulletin TB.TA07.708, TB.TA10.708 and TB.TA11.708 for further information at (Technical Data - www.lenzinc.com).



Bayonet Cap Mounting Options



XL Series

FCS-537 Series



FCS-557 Series





NY Series



LGB Series

**Weld on Neck
4.5" Neck Fill Screens**



2" to 13" Screens Available

See page 3b

Using Tank Flange



Black Powder Coated
 Catalog page 5b
 Weather-proof application
 Example when ordering:
 BPC-57-XL-40



Locking Caps
 Catalog page 5b
 Prevents tampering with equipment
 Example when ordering:
 LC-57-XL-40 / LD-57-XL-40



Pressurized Breather
 Catalog page 6b
 3, 5, 10 P.S.I. double valve
 Example when ordering:
 57-XL-40-P5



3" & 1.5" High Neck Flange
 Catalog page 3b
 Oil containment application
 Example when ordering:
 5-1.5HN, 5-3HN



Weld Riser
 Catalog page 4b
 Rises filler breather 1"
 Example when ordering:
 LWR-1



Hydraulic Weld Necks
 Catalog page 11-12b
 Weld on neck allows for mounting breather
 Example when ordering:
 LC-HYD-405-4.5 \ HYD-125



Anti-Splash Breather
 Catalog page 5b
 Oil containment application
 Example when ordering:
 AS-57-XL-40



Breathers With Dipsticks
 Catalog page 5b
 Allows for checking oil level
 Example when ordering:
 57-XL-40-DIP / BPC-57-XL-40-DIP



Non Breather
 Catalog page 8b
 Non breathing cap
 Example when ordering:
 FCS-557



Side Mount Breather
 Catalog page 4b
 Allows mounting breather on side of reservoir
 Example when ordering:
 SM-57-XL-40



Nylon Filler Breather
 Catalog page 9b
 Bayonet non metal cap
 Example when ordering:
 NY-B-40



Bayonet Filter Breather
 Catalog page 10b
 Bayonet filter breather
 Example when ordering:
 LGB-B12-10-3-30



6 Bolt bayonet Flange

These SAE J829 tank mounted filler breathers are used as a fill port on reservoirs. Lenz breathers filter out contaminants when filling the reservoir, and airborne contaminants as the system is operating. Over the next few pages Lenz offers various components you can select when designing your filler breather assembly.

Bayonet Filler Breather Components

Steel Zinc Plated or Epoxy coated flanges

- SAE J829 mounting flange
- 1/2" height, (5 flange)
- 1 1/2" height, (5-1.5 HN)
- 3" height, (5-3 HN)

Stainless Steel Baskets (304 S.S)

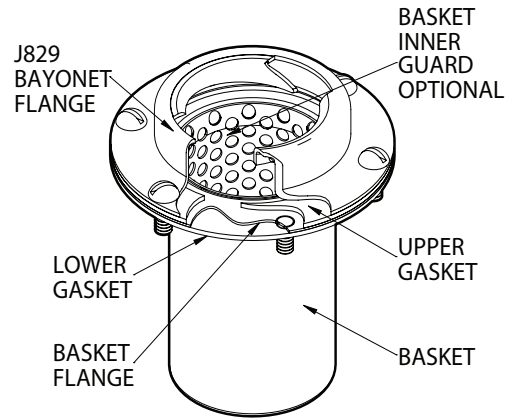
- 7-2-30 2" O.A.L. 30 mesh stainless screens, steel zinc plated flange
- 7-3-30 3" O.A.L. 30 mesh stainless screens, steel zinc plated flange
- 7-3-100 3" O.A.L. 100 mesh stainless screens, steel zinc plated flange
- 7-6-30 6" O.A.L. 30 mesh stainless screen, steel zinc plated flange
- 7-6-100 6" O.A.L. 100 mesh stainless screen, steel zinc plated flange
- 7-8-30 8" O.A.L. 30 mesh stainless screen, steel zinc plated flange
- 7-8-100 8" O.A.L. 100 mesh stainless screen, steel zinc plated flange
- 7-13-30 13" O.A.L. 30 mesh stainless screen, steel zinc plated flange

Nylon Basket

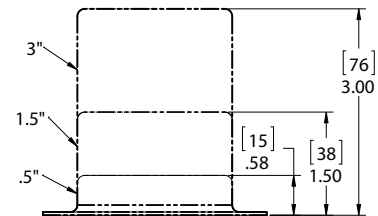
- 7-N 3.8" O.A.L. 30 mesh polypropylene screens

Basket Inner Guards

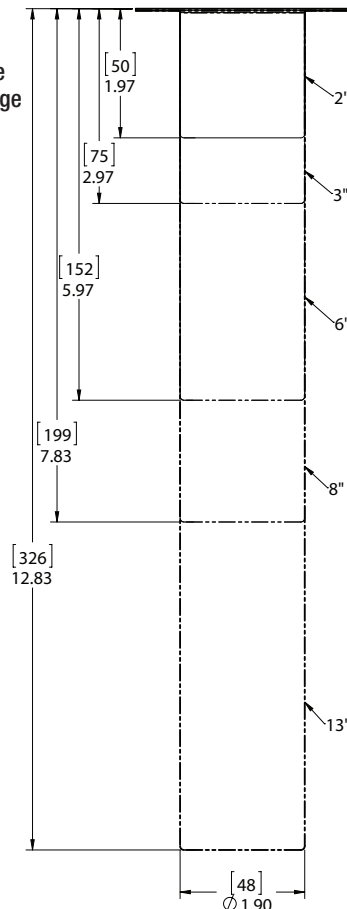
- Steel perforated metal, steel zinc plated flange
- 7-3 inner guard 3" basket, steel zinc plated flange
- 7-6 inner guard 6" basket, steel zinc plated flange
- 7-8 inner guard 8" basket, steel zinc plated flange
- 7-13 inner guard 13" basket, steel zinc plated flange



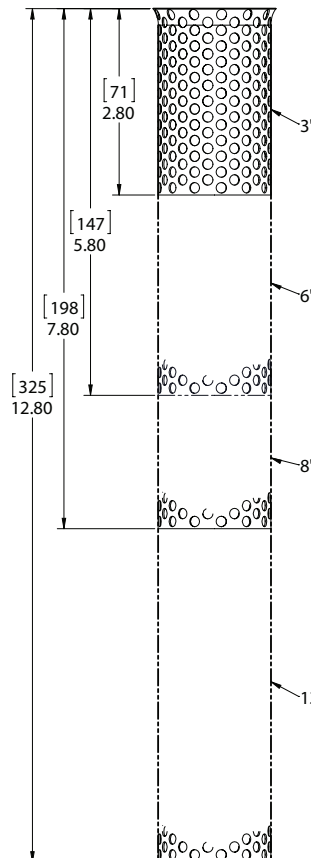
Bayonet Flange



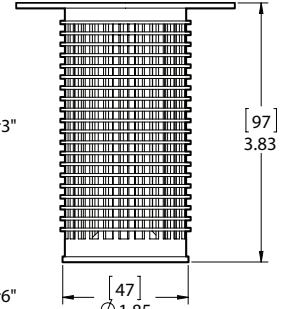
Stainless Baskets



Basket Inner Guard



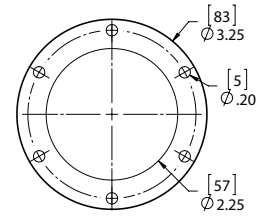
Nylon Basket





Bayonet Gaskets

- Cork-rubber flange gaskets (8 cork gasket)
- Buna rubber flange gaskets (8 buna gasket)
- Cork-rubber tab gasket (XL gasket cork)
- Buna rubber tab gasket (XL gasket buna)



Bayonet Screws

- 10-24 x 1/2" steel zinc finish self thread forming #9 screws (qty.6)
- 10-32 x 1/2" steel zinc finish slotted round head machine screw
- 10-24 x 1/2" stainless 18-8 self thread forming screw



Side Mount Filler Cap Assemblies

Filler Strainer Breather Model SM


Filters, Breathes and Strains - Makes hydraulic fuel tank customizing easier. Designed for use on tanks that require filling from the end or side. Choice of standard or weather-proof cap (same as Model FCS) at no extra charge. Fully assembled and ready to mount. Includes instructions and template. May also be welded directly to side of reservoir.

LENZ Quality Standards - Heavy-duty design, one-piece housing is of steel. Six bolts with nuts and seals and mounting gasket are included. All other components and specifications are identical to those for LENZ Standard FCS Model or 57XL (Page 1b). Zinc or black powder coated oxide finish optional at additional cost. Separate housings, SMW unplated, are also available.

BOLT-ON OPTION



WELD-ON OPTION UNPLATED



Assembly Ordering Code

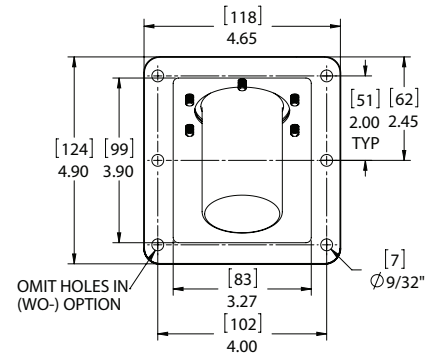
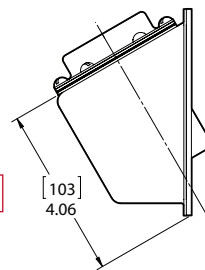
SM - AS - 57XL - 40 - 3 - 100 - 3 HN

Omit	(Standard)
SM	Side Mount
WO-SM	Weld On

Choose the desired style filler breather cap

57-XL Series Ordering Code, see page 3b
FCS 557 Series Ordering Code, see page 6b
FCS 537 Series Ordering Code, see page 5b
NY-B Series Ordering Code, see page 7b
LGB Series Ordering Code, see page 8b

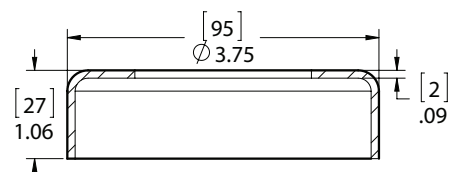
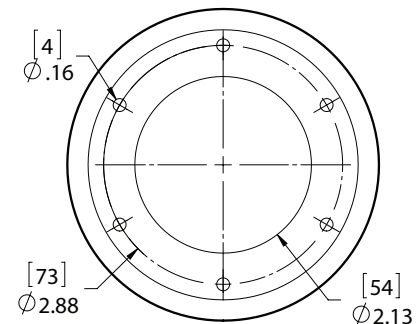
Only the 3" Stainless basket can be used with the SM series.



Weld Neck Risers

Model LWR

The "LWR" series Weld Neck Risers are designed to raise filler breather assemblies up to 1" above the surface of the tank top. This low cost riser eliminates costly repairs brought on by contamination and water being swep into the reservoir.



Model	Material	Height
LWR-1	Steel	1 1/16"
LWR-1-ALUM	Aluminum	1 1/16"
LWR-1-SS	304 Stainless Steel	1 1/16"



Dipstick reference chart

	Series	Markings	Type of Dipstick	Page	Lead Time
Quantity	NY, NY-LVB, NYF, LDP			17, 24, 30b	
1-24	Standard Length	No Markings	Cylindrical		2 Weeks
25-99	Cut to Length	No Markings	Cylindrical		2 Weeks
100-249	Cut to Length	Hash Markings	Cylindrical		4-6 Weeks
250+	Cut to Length	Hash Markings	Cylindrical		4-6 Weeks
250+	Cut to Length	Laser Markings	Blade		8 Weeks
Quantity	NYPF, NYPO, LDP	Markings	Type of Dipstick	34, 35b	
1-24	Standard Length	No Markings	Cylindrical		2 Weeks
25-99	Cut to Length	No Markings	Cylindrical		2 Weeks
100-249	Cut to Length	Hash Markings	Cylindrical		4-6 Weeks
250+	Cut to Length	Hash Markings	Cylindrical		4-6 Weeks
250+	Cut to Length	Laser Markings	Blade		8 Weeks
Quantity	NY-B, XLPO	Markings	Type of Dipstick	9, 34b	
1-24	Standard Length	No Markings	Blade		2 Weeks
25-99	Cut to Length	No Markings	Blade		2 Weeks
100-249	Cut to Length	Laser Markings	Blade		4-6 Weeks
250+	Cut to Length	Laser Markings	Blade		8 Weeks
Quantity	XL, 3 & 4, caps	Markings	Type of Dipstick	5, 6, 7b	
1-24	Standard Length	No Markings	Blade		2 Weeks
25-99	Cut to Length	No Markings	Blade		2 Weeks
100-249	Cut to Length	Stamp Markings	Blade		4-6 Weeks
250+	Cut to Length	Laser Markings	Blade		8 Weeks
Quantity	BF, LMB	Markings	Type of Dipstick	20, 22b	
1-24	Standard Length	No Markings	Blade		2 Weeks
25-99	Cut to Length	No Markings	Blade		4-6 Weeks
100-249	Cut to Length	Stamp Markings	Blade		8 Weeks
250+	Cut to Length	Laser Markings	Blade		8 Weeks
Quantity	ABFT, AFBB, AFBM	Markings	Type of Dipstick	23, 26b	
1-24	Standard Length	No Markings	Blade		4-6 Weeks
25-99	Cut to Length,	No Markings	Blade		4-6 Weeks
100-249	Cut to Length	Stamp Markings	Blade		8 Weeks
250+	Cut to Length	Laser Markings	Blade		8 Weeks
Quantity	NY-9-M52	Markings	Type of Dipstick	29b	
1-24	Standard Length	No Markings	Blade		4-6 Weeks
25-99	Cut to Length	No Markings	Blade		4-6 Weeks
100-249	Cut to Length	Stamp Markings	Blade		8 Weeks
250+	Cut to Length	Laser Markings	Blade		8 Weeks