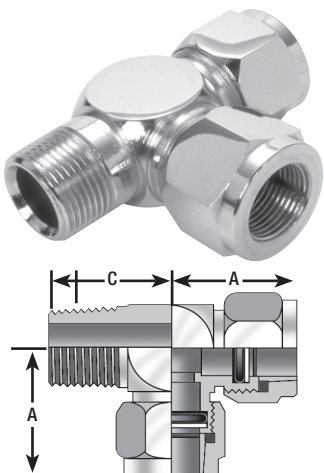
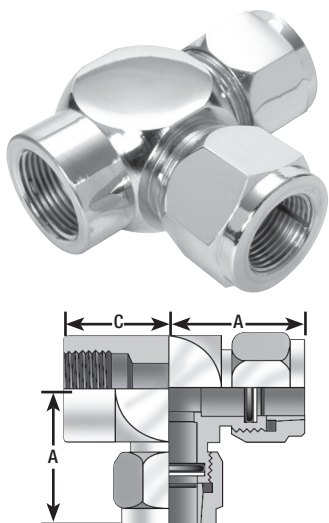


**750****MALE RUN TEE • TUBE END -  
Male Pipe End - Tube Side Outlet****750 • Male Run Tee**

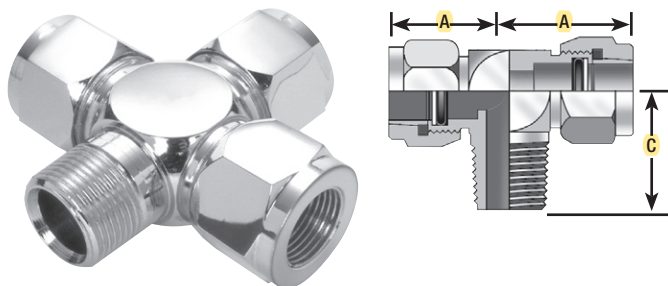
Part Numbers Include body nuts, sleeves, "O-Rings" and Back-Up Washers.

Part No.	Tube O.D.	Male Pipe Thread	A Tube Leg	C Male Pipe Leg
750-2-2-2	1/8"	1/8"	.78"	.78"
750-4-2-4	1/4"	1/8"	1.0"	.78"
750-5-2-5	5/16"	1/8"	1.03"	.78"
750-6-4-6	3/8"	1/4"	1.13"	1.09"
750-6-2-6	3/8"	1/8"	1.13"	.88"
750-8-6-8	1/2"	3/8"	1.47"	1.22"
750-10-8-10	5/8"	1/2"	1.66"	1.47"
750-12-12-12	3/4"	3/4"	1.84"	1.59"
750-14-12-14	7/8"	3/4"	1.94"	1.63"
750-16-16-16	1"	1"	2.22"	1.97"
750-20-20-20	1 1/4"	1 1/4"	1.59"	2.38"
750-24-24-24	1 1/2"	1 1/2"	2.90"	2.63"
750-32-32-32	2"	2"	3.59"	3.00"

**800****FEMALE RUN TEE • TUBE END -  
Female Pipe End - Tube Side Outlet****800 • Female Run Tee**

Part Numbers Include body nuts, sleeves, "O-Rings" and Back-Up Washers.

Part No.	Tube O.D.	Male Pipe Thread	A Tube Leg	C Male Pipe Leg
800-2-2-2	1/8"	1/8"	.84"	.66"
800-4-2-4	1/4"	1/8"	1.06"	.66"
800-5-2-5	5/16"	1/8"	1.03"	.66"
800-6-4-6	3/8"	1/4"	1.25"	.91"
800-6-2-6	3/8"	1/8"	1.13"	.66"
800-8-6-8	1/2"	3/8"	1.53"	.97"
800-8-8-8	1/2"	1/2"	1.59"	1.25"
800-10-8-10	5/8"	1/2"	1.72"	1.25"
800-12-12-12	3/4"	3/4"	1.97"	1.34"
800-14-12-14	7/8"	3/4"	2.00"	1.34"
800-16-16-16	1"	1"	2.34"	1.63"
800-20-20-20	1 1/4"	1 1/4"	2.78"	1.69"
800-24-24-24	1 1/2"	1 1/2"	3.09"	2.06"
800-32-32-32	2"	2"	3.78"	2.38"

**810****MALE CROSS • TUBE END - TUBE END -  
Tube End - Male Pipe End****810 • Male Cross**

Part Numbers Include body nuts, sleeves, "O-Rings" and Back-Up Washers.

Part No.	Tube O.D.	Male Pipe Thread	A Tube Leg	C Male Pipe Leg
810-4-4-4-2	1/4"	1/8"	1.00"	.78"
810-5-5-5-2	5/16"	1/8"	1.03"	.78"
810-6-6-6-4	3/8"	1/4"	1.13"	1.09"
810-8-8-8-6	1/2"	3/8"	1.47"	1.22"
810-10-10-10-8	5/8"	1/2"	1.66"	1.47"
810-12-12-12-12	3/4"	3/4"	1.84"	1.59"
810-14-14-14-14	7/8"	3/4"	1.94"	1.63"
810-16-16-16-16	1"	1"	2.21"	1.97"
810-20-20-20-20	1 1/4"	1 1/4"	2.59"	2.38"
810-24-24-24-24	1 1/2"	1 1/2"	2.91"	2.63"
810-32-32-32-32	2"	2"	3.59"	3.00"

**Stainless Steel Tubing**

Lenz O-ring Seal tube fitting performs equally well on stainless steel tubing as with carbon steel tubing, but requires the use of stainless steel sleeves (#165-xxSS) and stainless steel buffer washers (#195-xx-SS), even when used with steel fittings. Example, when ordering: 100-12-12 with SS Sleeves.

When Ordering Lenz Fittings in all Stainless Steel Add SS To The Part Number. Example: 100-12-12-SS