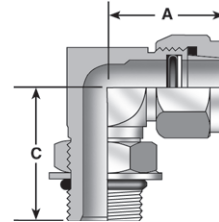
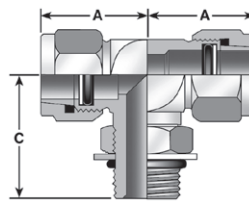


A-400 • Male Elbow*Part Numbers Include body nuts, sleeves, "O-Rings" and Back-Up Washers.*

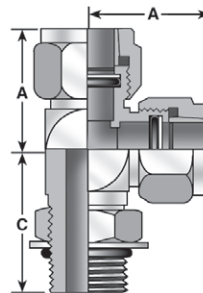
Part no.	Tube o.D.	S.A.E. Male Thread	A Tube Leg	C S.A.E. Thread Leg
A400-4-4	1/4"	7/16"-20	1.00"	1.02"
A400-4-6	1/4"	9/16"-18	1.02"	1.23"
A400-5-5	5/16"	1/2"-20	1.03"	1.08"
A400-6-6	3/8"	9/16"-18	1.13"	1.23"
A400-6-8	3/8"	3/4"-16	1.18"	1.44"
A400-8-8	1/2"	3/4"-16	1.47"	1.44"
A400-8-6	1/2"	9/16"-18	1.47"	1.36"
A400-8-10	1/2"	7/8"-14	1.47"	1.66"
A400-10-10	5/8"	7/8"-14	1.66"	1.69"
A400-10-8	5/8"	3/4"-16	1.66"	1.50"
A400-10-12	5/8"	1 1/16"-12	1.72"	1.92"
A400-12-12	3/4"	1 1/16"-12	1.84"	1.92"
A400-12-8	3/4"	3/4"-16	1.84"	1.56"
A400-12-10	3/4"	7/8"-14	1.84"	1.78"
A400-12-16	3/4"	1 5/16"-12	2.06"	2.03"
A400-14-14	7/8"	1 3/16"-12	1.94"	1.98"
A400-16-16	1"	1 5/16"-12	2.22"	2.03"
A400-16-12	1"	1 1/16"-12	2.22"	2.09"
A400-16-20	1"	1 5/8"-12	2.34"	2.23"
A400-20-20	1 1/4"	1 5/8"-12	2.59"	2.23"
A400-20-16	1 1/4"	1 5/16"-12	2.59"	2.16"
A400-20-24	1 1/4"	1 7/8"-12	2.72"	2.38"
A400-24-24	1 1/2"	1 7/8"-12	2.91"	2.38"
A400-32-32	2"	2 1/2"-12	3.59"	2.88"

**A-400
Male Elbow • Tube End
S.A.E. Straight Thread End****A-600 • Male Branch Tee***Part Numbers Include body nuts, sleeves, "O-Rings" and Back-Up Washers.*

Part no.	Tube O.D.	S.A.E. Male Thread	A Tube Leg	C S.A.E. Thread Leg
A600-4	1/4"	7/16"-20	1.00"	1.02"
A600-5	5/16"	1/2"-20	1.03"	1.08"
A600-6	3/8"	9/16"-18	1.13"	1.23"
A600-8	1/2"	3/4"-16	1.47"	1.44"
A600-10	5/8"	7/8"-14	1.66"	1.69"
A600-12	3/4"	1 1/16"-12	1.84"	1.92"
A600-14	7/8"	1 3/16"-12	1.94"	1.98"
A600-16	1"	1 5/16"-12	2.22"	2.03"
A600-20	1 1/4"	1 5/8"-12	2.59"	2.23"
A600-24	1 1/2"	1 7/8"-12	2.91"	2.38"
A600-32	2"	2 1/2"-12	2.88"	2.88"

**A-600
Male Branch Tee - Tube End-Tube End-
S.A.E. Straight Thread Side Outlet****A-750 • Male Run Tee***Part Numbers Include body nuts, sleeves, "O-Rings" and Back-Up Washers.*

Part no.	Tube O.D.	S.A.E. Male Thread	A Tube Leg	C S.A.E. Thread Leg
A750-4	1/4"	7/16"-20	1.00"	1.02"
A750-5	5/16"	1/2"-20	1.03"	1.08"
A750-6	3/8"	9/16"-18	1.13"	1.23"
A750-8	1/2"	3/4"-16	1.47"	1.44"
A750-10	5/8"	7/8"-14	1.66"	1.69"
A750-12	3/4"	1 1/16"-12	1.84"	1.92"
A750-14	7/8"	1 3/16"-12	1.94"	1.98"
A750-16	1"	1 5/16"-12	2.22"	2.03"
A750-20	1 1/4"	1 5/8"-12	2.59"	2.23"
A750-24	1 1/2"	1 7/8"-12	2.91"	2.38"
A750-32	2"	2 1/2"-12	2.88"	2.88"

**A-750
Male Run Tee • Tube End - S.A.E. Straight
Thread End-Tube Side Outlet****Stainless Steel Tubing**

Lenz O-ring Seal tube fitting performs equally well on stainless steel tubing as with carbon steel tubing, but requires the use of stainless steel sleeves (#165-xxSS) and stainless steel buffer washers (#195-xx-SS), even when used with steel fittings. Example, when ordering: 100-12-12 with SS Sleeves.
When Ordering Lenz Fittings in all Stainless Steel Add SS To The Part Number. Example: 100-12-12-SS